

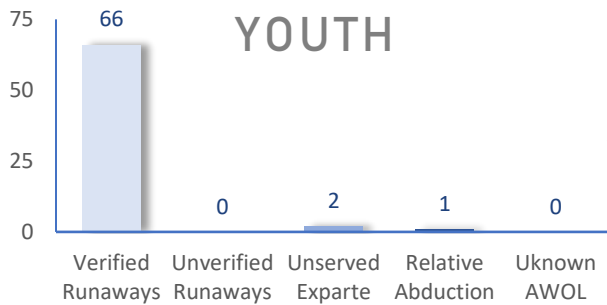
The following statistics show the status and demographics of absent Kansas foster youth and track DCF's successful recovery efforts.

RECOVERED YOUTH

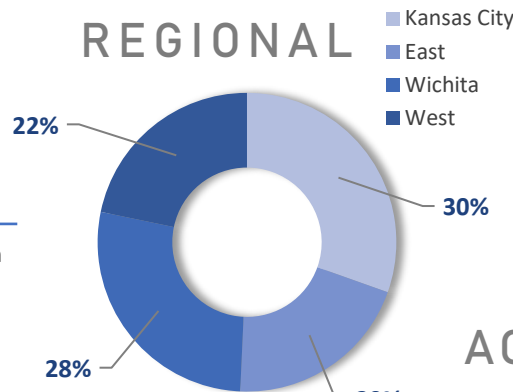


*A youth may be recovered more than once per month.

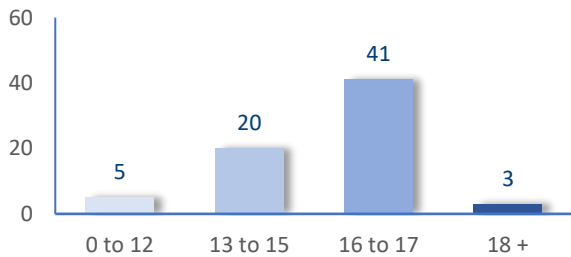
CURRENT AWOL YOUTH



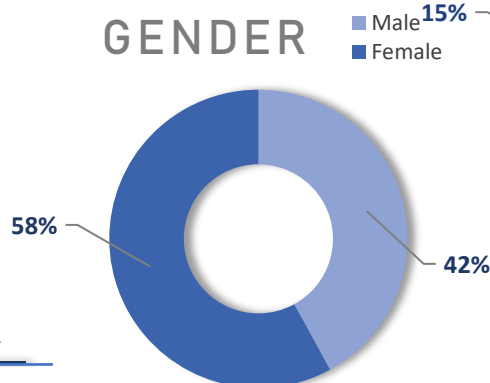
REGIONAL



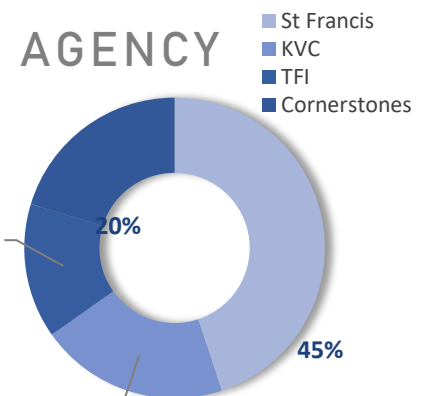
AGE



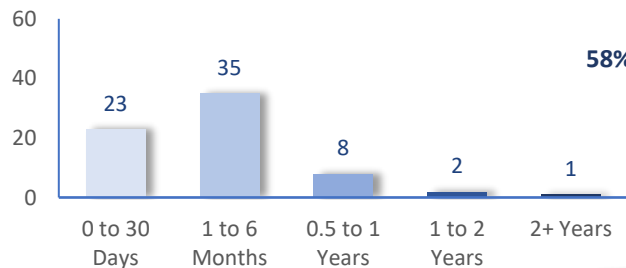
GENDER



AGENCY



TIME



DAILY AWOL YOUTH

2020

| February | | March | | April | | May | |
|----------|--------|-------|--------|-------|--------|------|--------|
| DATE | # AWOL | DATE | # AWOL | DATE | # AWOL | DATE | # AWOL |
| 3 | 55 | 2 | 50 | 1 | 62 | 1 | 69 |
| 4 | 55 | 3 | 53 | 2 | 63 | 2 | 75 |
| 5 | 54 | 4 | 60 | 3 | 68 | 3 | 69 |
| 6 | 54 | 5 | 62 | 6 | 70 | 6 | 67 |
| 7 | 54 | 6 | 61 | 7 | 73 | 7 | 69 |
| 10 | 54 | 9 | 58 | 8 | 70 | 8 | |
| 11 | 54 | 10 | 56 | 9 | 69 | 9 | |
| 12 | 54 | 11 | 58 | 10 | 72 | 10 | |
| 13 | 54 | 12 | 56 | 13 | 75 | 13 | |
| 14 | 54 | 13 | 60 | 14 | 73 | 14 | |
| 17 | 51 | 16 | 60 | 15 | 73 | 15 | |
| 18 | 52 | 17 | 58 | 16 | 72 | 16 | |
| 19 | 54 | 18 | 60 | 17 | 72 | 17 | |
| 20 | 53 | 19 | 60 | 20 | 73 | 20 | |
| 21 | 54 | 20 | 63 | 21 | 72 | 21 | |
| 24 | 54 | 23 | 63 | 22 | 73 | 22 | |
| 25 | 54 | 24 | 63 | 23 | 76 | 23 | |
| 26 | 53 | 25 | 63 | 24 | 71 | 24 | |
| 27 | 50 | 26 | 63 | 27 | 68 | 28 | |
| 28 | 49 | 27 | 63 | 28 | 74 | 29 | |
| | | 30 | 62 | 29 | 75 | 30 | |
| 31 | 55 | 31 | 65 | 30 | 74 | 31 | |